

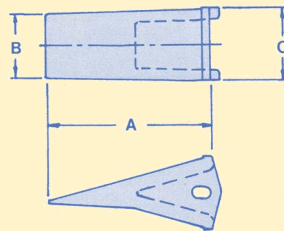
Teeth, Weld on and Bolt on Adapters

© H&L Tooth Company 2015





252 Series

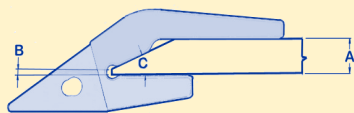
Cast and Forged Teeth



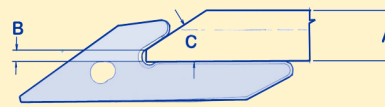
Deere Number	H&L Number	Tooth Styles	A	B	C
T72583	252SP	Sharp	7.88"	2.75"	2.75"
T72581	252ST	Star	8.38"	0.38"	2.75"
Optional	252CSP	Sharp	7.75"	2.75"	2.75"
Optional	252CT	Tiger	7.75"	0.38"	2.75"



Weld on Series Adapter




1W Style



1CW Style

Deere Number	H&L Number	Styles	A	B	C
PM2740AW25	2740-AW-25	1W	1.31"	0.50"	23
	2740-AEW-25*	1W	1.31"	0.50"	23
U45349	2740-FW-25	1W	1.56"	0.62"	23
PM3000W25	3000-W-25	1CW	1.80"	0.62"	30

*Same as 2740-AW-25 except longer legs for greater weld retention.

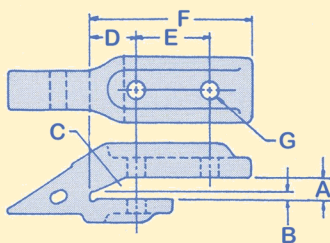


1W Style Adapter

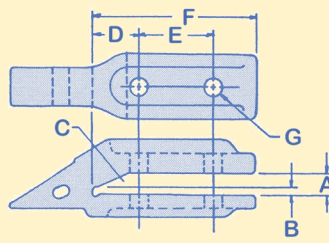


1CW Style Adapter

Bolt on Series Adapters




1 Style




1A Style

Deere Number	H&L Number	Style	A	B	C	D	E	F	G
U16087	L-2921-F-25 <small>OUT OF PRODUCTION</small>	1A	-	1.06"	40	4.62"	4.00"	-	0.81"
PML4079-25	L-4079-A-25	1A	1.03"	0.44"	24	3.25"	3.75"	8.50"	0.69"
	251-115-02	1	1.31"	0.50"	23	3.00"	3.50"	8.38"	0.81"
	251-112-15	1	1.31"	0.44"	24	3.00"	4.25"	8.25"	0.81"



1 Style Bolt on Adapter



1A Style Bolt on Adapter