


H&L Tooth Company



LOADERS, EXCAVATORS, RIPPERS & SCARIFIERS, TEETH & ATTACHMENT HARDWARE

© H&L Tooth Company 2015

Cat Flyer 31.2003



GET FORGED!

*Replaceable
TEETH & INTERCHANGEABLE
PRODUCTS FOR*

CATERPILLAR®* EQUIPMENT

*Is the registered trademark of the Caterpillar Tractor Company. All manufacture's names, numbers, symbols, and descriptions are used for reference purposes only.



SHORT & LONG



HEAVY DUTY LONG



ABRASION



TWIN SHARP



SINGLE SHARP



ROCK PENETRATING STAR

INTERCHANGEABLE J-SERIES TEETH FOR CATERPILLAR EQUIPMENT

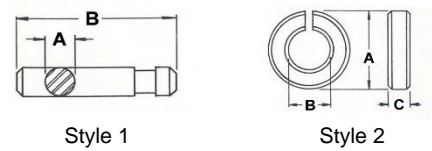
© H&L Tooth Company 2015

PART#	TOOTH DESCRIPTION	LENGTH	WIDTH	WT.
J200 Equipment Models: 935,931,914,910,1T12,1T14,1T24F,1T26,1T28,1T38				
HL-1U-3202	LONG	6.06"	2.03"	2.8#
CX-1U-3202WT	TWIN SHARP	6.50"	3.06"	2.9#
CX-1U-3202T	SINGLE SHARP	6.50"	0.25"	2.4#
J250 Equipment Models : 953,951,943,941,939,938,936,928,926,924,918,312,311,214,213,212,211				
HL-1U-3251	SHORT	7.06"	3.12"	7.5#
HL-1U-3252	LONG	8.06"	3.12"	8.0#
HL-4T-2253	ABRASION	8.06"	3.12"	8.5#
CX-1U-3252WT	TWIN SHARP	8.06"	3.50"	7.9#
CX-1U-3252T	SINGLE SHARP	8.06"	0.25"	6.3#
CX-3G-8250	FLARED	8.06"	4.56"	7.9#
J300 Equipment Models: 966,963,962,960,955,953,950,E200,219,215,E180				
HL-1U-3301	SHORT	7.88"	3.50"	9.8#
HL-1U-3302	LONG	8.88"	3.50"	10.2#
HL-4T-2303	ABRASION	8.88"	3.50"	11.8#
CX-1U-3302WTL	TWIN SHARP	9.50"	4.12"	11.2#
CX-1U-3302TL	SINGLE SHARP	9.50"	0.38"	10.0#
CX-107-3300	FLARED	8.75"	6.25"	12.5#
J350 Equipment Models: 980,977,972,966,962,960,231,229,225,E240,224,219,215,214B,213B				
HL-1U-3351	SHORT	9.06"	4.03"	14.3#
HL-1U-3352	LONG	10.06"	4.03"	15.2#
CX-9N-4352	HEAVY DUTY LONG	10.75"	4.12"	19.0#
CX-1U-3352RC	ROCK CHISEL	11.50"	4.12"	17.9#
HL-4T-2353	ABRASION	9.50"	4.12"	15.8#
CX-1U-3352WTL	TWIN SHARP	11.25"	4.62"	15.2#
CX-1U-3352TL	SINGLE SHARP	11.25"	0.50"	14.1#
CX-107-3350	FLARED	9.62"	7.06"	17.4#
J400 Equipment Models: 980F(Rock), 980G(Rock), 231				
CX-7T-3402	LONG	11.06"	3.50"	20.1#
CX-8E-4402	HEAVY DUTY LONG	11.25"	3.75"	24.7#
CX-7T-3402WTL	TWIN SHARP	12.75"	5.56"	23.8#
CX-7T-3402TL	SINGLE SHARP	12.75"	0.50"	21.2#

PART#	TOOTH DESCRIPTION	LENGTH	WIDTH	WT.
J460 Equipment Models: 988, 983, 235, E300, 231, 229, 225, E240				
HL-9W-8451	SHORT	10.50"	5.12"	24.5#
HL-9W-8452	LONG	11.50"	5.12"	26.0#
CX-1U-3452RC	ROCK CHISEL	13.50"	5.25"	31.4#
HL-9N-4452RPS	ROCK PENETRATING STAR	13.50"	5.25"	44.5#
HL-9W-1453	ABRASION	13.00"	6.12"	52.8#
HL-9N-4453*	HEAVY DUTY ABRASION	13.25"	6.12"	61.0#
CX-1U-3452WTL	TWIN SHARP	14.06"	6.25"	33.1#
CX-1U-3452TL	SINGLE SHARP	14.06"	0.50"	28.7#
CX-107-3450	FLARED	11.50"	8.75"	31.7#
J550 Equipment Models: 992,992B,992C,992D,992G,990,988F(Rock),983(Slag),245				
HL-9W-8551	SHORT	11.06"	6.12"	36.5#
HL-9W-8552	LONG	13.06"	6.12"	38.0#
HL-9N-4552RPS	ROCK PENETRATING STAR	13.75"	2.75"	66.5#
CX-9W-8552RC	ROCK CHISEL	14.06"	6.50"	51.8#
HL-9W-1553	ABRASION	13.25"	6.12"	52.8#
CX-1U-3552WTL	TWIN SHARP	14.88"	7.25"	40.6#
CX-1U-3552TL	SINGLE SHARP	14.88"	0.50"	36.2#
J600 Equipment Models: 992D, 992G				
HL-7Y-0602	HEAVY DUTY LONG	17.06"	3.50"	112.0#
CX-6I-6602RC	ROCK CHISEL	15.06"	7.25"	87.3#
J700 Equipment Models: 994, 994D, 992D				
HL-4T-4703	ABRASION	17.25"	8.03"	136.0#
J800 Equipment Models: 994, 994D				
HL-6I-8802RPS	ROCK PENETRATING STAR	20.06"	4.06"	196.0#



INTERCHANGEABLE J-SERIES TEETH FOR CATERPILLAR EQUIPMENT

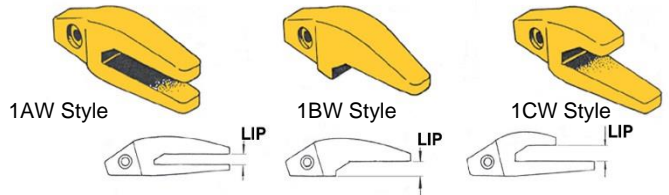
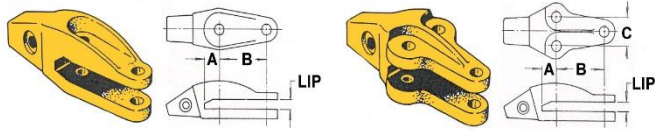


PART#	A	B	C	CAT#
Pins and Retainers: J200				
1 HL-9W-7112	.437"	2.38"		8E-6208
2 HL-4T-0001	.750"	0.406"	.250"	8E-6209
Pins and retainers: J250				
1 HL9J-2258P	.562"	3.12"		8E-6258
2 HL-8E-6259	1.125"	.531"	.320"	8E-6259
Pins and retainers: J300				
1 HL-9W-2308P	.562"	3.62"		107-3308
2 HL-8E-6259	1.062"	.531"	.320"	8E-6259
Pins and retainers: J350				
1 HL-8E-6358	.750"	4.25"		8E-6458
2 HL-8E-6359	1.500"	.719"	.320"	8E-6859
Pins and retainers: J400				
1 HL-7T-3408	.875"	4.625"		116-7408
2 HL-7T-3409	1.500"	.844"	.320"	116-7409
Pins and Retainers: J450 (.750" dia), J460 (.935" dia)				
1 HL-6Y-2527	.750"	5.25"		6Y-2527
1 HL-6Y-2527L	.750"	6.25"		
2 HL-8E-6359	1.260"	.719"	.363"	8E-6359
1 HL-8E-0468	.935"	5.25"		114-0468
1 HL-8E-0468L	.935"	6.25"		
2 HL-8E-8469	1.650"	.906"	.320"	107-3469
Pins and retainers: J550				
1 HL-6Y-8558	1.000"	6.38"		6Y-8558
2 HL-8E-5559	1.890"	.968"	.315"	8E-5559
Pins and Retainers: J600				
1 HL-113-9608	1.190"	7.62"		113-9608
2 HL-113-9609	2.250"	1.156"	.320"	113-9609
Pins and Retainers: J700				
1 HL-9U-9616	1.250"	7.625"		113-4708
2 HL-4T-4707	2.500"	1.200"	.360"	113-4709
Pins and Retainers: J800				
1 HL-134-1808	1.375"	9.500"		134-1808
2 HL-134-1809	3.00"	1.030"	.450"	134-1809

**Requires the use of a LONGER PIN in assembly

BOLT-ON ADAPTERS FOR CATERPILAR LOADERS

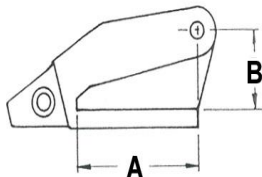
WELD-ON STYLE ADAPTERS FOR LOADERS AND EXCAVATORS



LIP	ADAPTER #	BOLT	A	B	C	CAT #	GROUP
Equipment Model: 426, 428, 426, 416							
0.80"		0.62"	2.00"	3.00"		8E-2184	J200
Equipment Model: 935, 931, 910, 1112							
0.75"	HL-9J-4207	0.75"	2.62"	3.50"		9J-4207	J200
Equipment Model: 953, 951, 943, 941, 936, 930, 926, 920, 916, 1128, 1118							
1.00"	HL-1U-0257	1.00"	2.80"	4.85"		1U-0257	J250
Equipment Model: 953B, 950, 944							
1.00"	HL-1U-0307	1.00"	2.80"	4.85"		1U-0307	J300
Equipment Model: 963, 960F, 955, 955B							
1.25"	HL-4T-4307	1.00"	3.15"	6.53"		4T-4307	J300
Equipment Model: 966C, 963B							
1.25"		1.25"	3.38"	6.25"		3G-9307	J300
1.25"		1.25"	3.38"	6.25"		3G-7357	J350
Equipment Model: 977, 966C							
1.25"	HL-3G-5307	1.00"	3.38"	5.90"		3G-5307	J300
1.25"	HL-3G-1357	1.00"	3.38"	5.90"		3G-1357	J350
Equipment Model: 977, 973, 970F, 966D							
1.50"	HL-3G-3357	1.25"	4.00"	5.90"		3G-3357	J350
1.50"		1.25"	4.00"	5.90"		8E-3467	J460
Equipment Model: 988, 980F, 980C, 980B							
1.75"	HL-3G-2357	1.25"	4.12"	6.12"	3.25"	3G-2357	J350
1.75"	HL-1U-1357	1.25"	4.09"	6.14"		1U-1357	J350
1.75"	HL-8J-5357	1.25"	4.09"	6.14"		6I-9898	J350
1.75"		1.25"	4.09"	6.14"		8E-2467	J460

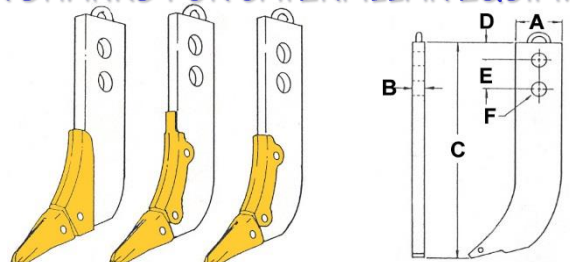
Style	Lip	Center #	RH#	LH#	CAT #	GROUP
Loader Model: 935, 931, 910, 1112						
1BW	0.50"/1.00"	HL-4T-1204			4T-1204	J200
1CW	0.50"/0.75"	HL-8J-7525			8J-7525	J200
Loader Model: 953, 951, 943, 941, 936, 930, 926, 920, 916, 1128, 1118						
1BW	0.75"/1.25"	HL-1U-1254			1U-1254	J250
1CW	1.00"/1.25"	HL-3G-0169			3G-0169	J250
Loader Model: 966C, 963, 955, 950						
1AW	1.50"				135-9354	J350
1BW	1.12"	HL-9J-4254				J250
1BW	1.00"/1.50"	HL-1U-1304			1U-1304	J300
1BW	1.00"/1.50"	HL-9J-4304				J300
1CW	1.00"/1.25"	HL-9J-8929			9J-8929	J300
Loader Model: 980, 977, 973, 966D, 966E, 966F						
1AW	1.75"				113-0354	J350
1AW	1.75"		HL-1U-8455	HL-1U-8456	4T-8454	J450
1AW	1.75"				8E-2164	J460
1AW	1.75"				9U-9476	J460
1BW	1.25"/1.75"	HL-1U-1354	HL-1U-1355	HL-1U-1356	1U-1354	J350
1CW	1.25"/1.75"	HL-1U-1350	HL-1U-1351	HL-1U-1352	1U-1350	J350
Loader Model: 988, 983						
1AW	2.00"	HL-7J-4307				J450
1AW	2.00"	HL-9J-6698				J450
1AW	2.00"	HL-3G-3464	HL-8E-3465	HL-8E-3466	8E-3464	J460
1AW	2.00"				114-0464	J460
1AW	2.00"				138-6554	J550
1AW	2.00"	HL-4T-7554	HL-4T-7555	HL-4T-7556	4T-7554	J550
1BW	2.00"	HL-9J-9584				J450
1BW	1.75"/2.00"	HL-8J-1454			8E-0464	J450
1CW	1.75"/2.25"	HL-8J-9139			8E-5464	J450
Loader Model: 992, 992B, 992C						
1BW	2.00"/2.50"	HL-7J-9554	HL-9J-9555	HL-9J-9556	7J-9554	J550
1BW	2.00"/2.50"	HL-3G-4554	HL-3J-4555	HL-3G-4556	3G-4554	J550
1CW	2.00"/2.50"	HL-9J-3662	HL-9J-3663	HL-9J-3663		J550
1CW	2.50"	HL-3G-9494	HL-3G-9495	HL-3G-9496	3G-9494	J550

© H&L Tooth Company 2015 BOLT-ON CORNER ADAPTERS FOR CATERPILAR LOADERS



Style	Lip	Center #	RH#	LH#	CAT #	GROUP
Backhoe-Loader Model: 428, 426						
1CW	0.80"	HL-119-3205			119-3205	J200
1CW	1.00"	HL-119-3204			119-3204	J200
Excavator Model: E200						
1BW	0.75"/1.25"	HL-1U-1254			1U-1254	J250
Excavator Model: 214, 205						
1BW	0.75"/1.25"	HL-1U-1254			1U-1254	J250
1CW	1.00"/1.25"	HL-3G-0169			3G-0169	J250
Excavator Model: 215, E180						
1CW	1.25"	HL-8J-4354			9W-1304	J300
Excavator Model: 224						
1CW	1.25"/1.75"	HL-1U-1350			1U-1350	J350
Excavator Model: 225, E240						
1BW	1.25"/1.75"	HL-9J-4354			1U-1354	J350
1CW	1.25"/1.75"	HL-9J-4297			8J-7123	J250
1CW	1.50"	HL-3G-8354	HL-3G-8355	HL-3G-8356	3G-8354	J350
1CW	1.57"				6I-6354	J460
1CW	1.75"	HL-9J-3667				J550
Excavator Model: 235, E300						
1BW	1.00"/1.50"	HL-1U-1304			1U-1304	J300
1CW	2.00"	HL-3G-0464				J460
1CW	2.00"	HL-8E-6464	HL-8E-6465	HL-8E-6466	6I-6464	J460
Excavator Model: 245, 235F5						
1AW	2.00"		HL-8E-4465	HL-8E-4466		J460
1BW	1.25"/1.75"	HL-1U-1354			1U-1354	J350
1CW	2.38"	HL-1U-0174			6I-6554	J550
Excavator Model: 245F5						
1CW	2.50"	HL-3G-9494	HL-3G-9495	HL-3G-9496	3G-9494	J550

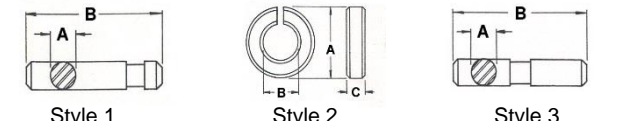
LIP	CORNER #	R/L	BOLT	A	B	CAT #	GROUP
Equipment Model: 935, 931, 910, 1112							
0.75"		RH	0.88"	4.80"	2.17"	1U-2208	J200
0.75"		LH	0.88"	4.80"	2.17"	1U-2209	J200
Equipment Model: 935, 931							
0.75"		RH	0.88"	4.80"	2.17"	6Y-6229	J225
0.75"		LH	0.88"	4.80"	2.17"	6Y-6228	J225
Equipment Model: 953, 951, 943, 941, 936, 930, 926, 920, 916, 1128, 1118							
1.00"	HL-3G-4259	RH	1.00"	5.70"	4.12"	3G-4259	J250
1.00"	HL-3G-4258	LH	1.00"	5.70"	4.12"	3G-4258	J250
Equipment Model: 963, 955, 950							
1.00"/1.25"	HL-3G-4309	RH	1.25"	6.00"	4.62"	3G-4309	J300
1.00"/1.25"	HL-3G-4308	LH	1.25"	6.00"	4.62"	3G-4308	J300
Equipment Model: 966C							
1.25"	HL-3G-8309	RH	1.25"	8.16"	5.50"	3G-8309	J300
1.25"	HL-3G-8308	LH	1.25"	8.16"	5.50"	3G-8308	J300
Equipment Model: 977, 973, 966							
1.25"/1.50"	HL-3G-5359	RH	1.25"	8.50"	5.50"	3G-5359	J350
1.25"/1.50"	HL-3G-5358	LH	1.25"	8.50"	5.50"	3G-5308	J350
1.50"		RH	1.25"	8.50"	5.50"	8E-3468	J460
1.50"		LH	1.25"	8.50"	5.50"	8E-3469	J460
Equipment Model: 980							
1.75"	HL-1U-1359	RH	1.25"	9.06"	5.71"	1U-1359	J350
1.75"	HL-1U-1358	LH	1.25"	9.06"	5.71"	1U-1358	J350
Equipment Model: 988, 980							
1.75"		RH	1.25"	9.06"	5.71"	8E-2468	J460
1.75"		LH	1.25"	9.06"	5.71"	8E-2469	J460



PART #	TOOTH DESCRIPTION	LENGTH	WIDTH	WT.
R200 Ripper Models: D3,953,943,931				
HL-1U-3202	LONG	6.06"	2.03"	2.8#
R250 Ripper Models: D3,953,943,931				
HL-1U-3251	SHORT	7.06"	3.12"	7.5#
HL-1U-3252	LONG	8.06"	3.12"	8.0#
R300 Ripper Models: D4,963,955,941,12,14,130,140,143H,160H,163,D5M				
HL-6Y-0309ST	STAR	10.12"	3.38"	12.8#
R350 Ripper Models: D7,D6,D5,983,977,973,16				
HL-6Y-0359ST	STAR	13.00"	4.12"	26.0#
R450 Ripper Models: D9H,D9N,D9R,D8K,D8L,D8N,D8R				
HL-9W-2451	SHORT	12.81"	4.56"	32.7#
HL-9W-2452ST	STAR	14.88"	5.06"	36.0#
HL-4T-4453	LONG	16.25"	4.56"	43.0#
R500 Ripper Models: D11N,D10,D10N,D10R,D9L				
HL-4T-4501ST	SHORT STAR	15.25"	5.81"	60.0#
HL-4T-4502ST	STAR	17.50"	6.00"	65.0#
HL-4T-4503	LONG	18.75"	5.81"	66.0#
R550 Ripper Models: D11N				

SHANK #	A	B	C	D	E	F	GROUP
Ripper Model: D3,953,943,931							
HL-8J-5299	3.00"	1.50"	17.25"	2.00"		1.00"	J200
HL-1U-1257	4.38"	2.00"	19.62"	3.50"		1.44"	J250
Ripper Model: D4,963,955,941,12,14,130,140,143H,160H,163,D5M							
HL-9J-8913	5.50"	2.38"	20.00"	3.75"		1.88"	R300
HL-9J-6586	5.50"	2.25"	21.00"	3.50"		1.88"	R300
Ripper Model: D7,D6,D5,983,977,973,16							
HL-9J-3139	6.88"	2.88"	28.50"	4.00"		2.12"	R350
HL-9J-8923	7.00"	3.00"	28.50"	4.00"		2.12"	R350
HL-7J-6671	7.00"	3.00"	34.34"	4.50"		2.12"	R350
HL-9J-1642	8.75"	2.75"	48.38"	4.00"	9.00"	2.38"	R350
Ripper Model: D8K,D8L,D8R (6Y-8814/8E-1848 WP)							
HL-4T-0136	13.00"	2.94"	58.80"	3.15"	9.85"	3.38"	R450
HL-7J-1795	13.00"	2.94"	62.20"	4.00"	10.00"	3.38"	R450
HL-7J-1794	13.00"	2.94"	69.20"	4.00"	10.00"	3.38"	R450
HL-4T-0135	13.00"	2.94"	75.00"	4.25"	12.00"	3.38"	R450
HL-4T-8989	13.00"	2.94"	79.35"	4.25"	12.00"	3.38"	R450
HL-4T-0134	13.00"	2.94"	96.60"	4.25"	24.00"	3.38"	R450
Ripper Model: D9N,D9R,D8K,D8N,D8R (6J-8814/8E-1848 WP)							
HL-4T-8990	13.00"	2.94"	63.20"	3.15"	9.85"	3.38"	R450
HL-8E-5346	13.00"	2.94"	63.40"	3.15"		3.70"	R450
HL-9W-6167	13.00"	2.94"	91.65"	4.25"	11.62"	3.38"	R450
Ripper Model: D9H,D9N,D9R,D8K (6J-8814/8E-1848 WP)							
HL-7J-1792	14.00"	3.50"	84.30"	4.25"	12.00"	3.38"	R450
HL-8E-5339	14.00"	3.50"	91.80"	4.25"	11.62"	3.38"	R450
HL-7J-1793	14.00"	3.50"	106.30"	4.25"	12.00"	3.38"	R450
HL-4T-8988	14.00"	3.50"	108.50"	4.25"	20.88"	3.38"	R450
Ripper Model: D10N,D10R,D9L (*6Y-9704 WP) (**9W-8365)							
HL-8E-8415	14.00"	3.50"	71.60"	4.00"	9.78"	4.90"	R500***
HL-9J-5954	14.00"	3.50"	71.60"	4.00"	9.78"	3.88"	R500*
HL-6Y-6141	14.00"	3.50"	71.75"	3.90"	10.00"	4.56"	R500***
HL-6Y-6138	14.00"	3.50"	91.50"	8.66"	8.66"	3.88"	R500***
HL-8E-8414	14.00"	3.50"	91.50"	8.66"	17.34"	3.88"	R500***
HL-9W-4426	14.00"	3.50"	91.50"	8.66"	8.66"	3.88"	R500*
HL-6Y-6144	14.00"	3.50"	111.20"	8.66"	17.34"	3.88"	R500***
HL-9W-4427	14.00"	3.50"	111.20"	8.66"	17.34"	3.88"	R500*
HL-3G-8566	14.00"	3.50"	113.50"	8.72"	9.50"	4.00"	R500*
Ripper Model: D10N (*6Y-9704 WP) (**9W-8365 WP)							
HL-3G-2088	14.00"	3.50"	91.00"	8.72"	8.66"	3.88"	R500*
HL-6Y-6147	14.96"	3.50"	101.77"	8.66"	26.00"	3.88"	R500***
HL-8E-8417	14.96"	3.50"	118.00"	8.66"	17.34"	3.88"	R500***
HL-9W-8366							R500***
Ripper Model: D10 (*6Y-9704 WP) (**6Y-8960 WP)							
HL-6Y-4679	15.75"	3.94"	110.70"	7.88"	12.59"	3.88"	R500**
HL-7T-5130							R500*
Ripper Model: D10R (**6Y-8960 WP)							
HL-118-2140	15.75"	3.94"	98.80"	5.90"	13.98"	4.50"	R500
Ripper Model: D11N,D10 (3G-9594 WP) (*6Y-9704 WP) (**6Y-8960 WP)							
HL-6Y-5616	15.75"	3.94"	77.85"	4.00"	11.00"	3.88"	R500**
HL-7T-5131	15.75"	3.94"	77.85"	4.00"	11.00"	3.88"	R500*

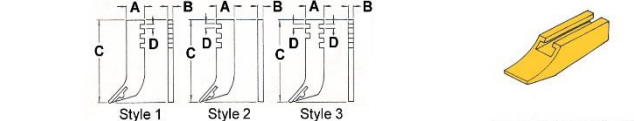
PINS AND RETAINERS FOR R-SERIES TEETH



PART #	A	B	C	CAT #
Pins and Retainers: R200				
1 HL-9W-7112	.437"	2.38"		8E-6208
2 HL-4T-0001	.685"	.415"	0.24	8E-6209
Pins and retainers: R250				
1 HL9J-2258P	.562"	3.00"		132-4763
2 HL-8E-6259	1.062"	.538"	.326"	133-0699
Pins and retainers: R300				
1 HL-9W-2668	.750"	3.44"		9W-2668
2 HL-1U-2405	1.500"	.720"	.250"	1U-2405
Pins and Retainers: R350				
1 HL-9W-2678	.750"	4.25"		114-0358
2 HL-1U-2405	1.260"	.735"	.363"	114-0359
Pins and retainers: R450				
1 HL-6Y-3394				6Y-3394
2 HL-8E-4743	1.875"	.968"	.320"	8E-4743
3 HL-4T-2479	1.00"	4.68"		4T-2479
Pins and retainers: R500				
1 HL-6Y-3909	1.250"	5.62"		6Y-3909
2 HL-6Y-1202				6Y-1202
3 HL-3G-0500	1.250"	6.00"		102-9062

SCARIFER ADAPTERS AND TEETH

Tooth #	Weight	A	B
For Models: 12,12G,14,112,120,120G,130G,140G,212			
HL-6Y-5230	3.1#	1.81"	7.18"



Type	Scarifier #	A	B	C	D
For Models: 12,12G,14,112,120,120G,130G,140G,212					
1	HL-5B-0947	3.00"	1.00"	17.00"	0.75"
1	HL-5B-6251	2.50"	1.00"	15.38"	0.75"
For Models: 12,12G,14,112,120,120G,130G,140G,212					
2	HL-9F-5124	3.00"	1.00"	16.00"	0.75"
For Models: 12,12G,14,112,120,120G,130G,140G,212					
3	HL-5-0940	3.00"	1.00"	17.75"	0.93"

Ripper Model: D10R (**6Y-8960 WP)							
HL-6Y-4679	15.75"	3.94"	110.70"	7.88"	12.59"	3.88"	R500**
HL-7T-5130							R500*
Ripper Model: D10R (**6Y-8960 WP)							
HL-118-2140	15.75"	3.94"	98.80"	5.90"	13.98"	4.50"	R500
Ripper Model: D11N,D10 (3G-9594 WP) (*6Y-9704 WP) (**6Y-8960 WP)							
HL-6Y-5616	15.75"	3.94"	77.85"	4.00"	11.00"	3.88"	R500**
HL-7T-5131	15.75"	3.94"	77.85"	4.00"	11.00"	3.88"	R500*