

H&L Tooth Company
Quality **GET** since 1931

#210.2025 Catalog
A ISO 9001 CERTIFIED Company



www.hltooth.com



Tooth Company

Ground Engaging Tools

Wear Parts for:

Caterpillar® Style Replacements

**Quality
GET since
1931**



**Cat®
Style
Pins and
Retainers**

**Cat®
Style
Ripping
Scarifiers**



**Cat® Forged
Replacement
One-Piece
Ripper Shanks for
D8, D9, D10
and D11**



**PATENTED
J-Series
Triple
Tiger®
Trident®**



**J-Series
Older
Style
Adapters
in Stock**

**J-Series
Forged RSP
Loader
Tips**



**Cat® Style
Single
Tiger**



**Cat®
Style
Bolt-on
Adapters**

**Replacement
Uni-Teeth**



**J-Series
Twin
Tiger**



**Cat®
Style
Weld-on
Adapters**



**K-Series
Teeth and
Retainers**



1-800-HL TOOTH

®Is a registered trademark of the respectively named Company.
All manufacturer's names, numbers, symbols and descriptions are used for reference purposes only.

Home of the **H&L Tooth Company**, Tulsa Oklahoma



200,000 square foot
manufacturing facility
for **QUALITY FORGED**
WEAR PARTS

1-800-HL TOOTH (1-800-458-6684) • Visit us at www.hltooth.com

©H&L Tooth Company 2025

product index

Page

3-4

Replacements for J-Series J200, J250, J300, J350, J450, J550, J600, J700 and J800 **UNIFORGED®** digging teeth.

5-6

J-Series replacements for J200, J225, J250, J300 and J350 “**Cast-Value**” digging teeth. New **Triple Tiger®** Trident available.

7

Replacement for Cat® Style **Pin and Retainer Hardware** for ALL J-Series and R-Series digging and ripping teeth.

8-9-10

J-Series replacement **Weld-on and Bolt-on Adapters & Corners**. Adapters for J200, J225, J250, J300, J350, J450, J550 and J600 with Cat model references.

11

Cat® Style **Scarifier ripping Shanks**. Teeth for scarifiers using 6Y-5230, R300 and R350 series.

12-13

R-Series replacements for R450, R500 and R550 **UNIFORGED® Ripping Teeth**. A complete *LISTING* of available D11 and D10 **Rippers Shanks**.

14-15

Ripper shank **Repair and Conversion Nosepieces** for D-8, D-9, D-10 and D-11 ripping shanks with Nosepiece to Ripper welding instructions.

16-17

Replacement for K-Series K80, K90, K100, K110, K130 and K150 “**Cast-Value**” digging teeth and Pin Retainers. Tooth definitions and descriptions

18

Caterpillar® redesign of the 156 Series, **VRS-50** series Teeth, Adapters and Hardware as shown in Cat PSK, page 127.

19

Caterpillar® offered H&L® style **23-230** series Teeth, Adapters and Hardware “**HERE’S AN ORIGINAL TIP**” and **still manufactured in the USA!**

20

Replacement Uniteeth for Caterpillar® part numbers 132-4720 and 9W-1879.

21

Replacement Uniteeth for Caterpillar® part number 138-6410 and two-part adapter and tooth replacement L-3761-A-136.

22

Replacement Uniteeth for Caterpillar® part number 135-9390 and two-part adapter and tooth replacement L-3760-A-186.

23

Replacement Uniteeth for Caterpillar® part number 135-8203 and two-part adapter and tooth replacement L-3445-D-230.

24-25

Notes and Comments

®Is a registered trademark of the respectively named Company.

All manufacturer’s names, numbers, symbols and descriptions are used for reference purposes only.

Caterpillar® Style Tooth Products

FORGED in the USA, J-SERIES DIGGING TEETH



H&L Tooth began producing forged digging teeth in the early 1930's, original patents were issued to Partners Chester C. Hosmer and Ernie L. Launder.



J-200 SERIES

HL-1U-3202

2.4#



Long Tip

J-250 SERIES

HL-1U-3251

7.5#



Short Tip

HL-1U-3252

8.0#



Long Tip

HL-4T-2253

8.5#



Abrasion Tip

HL-1U-3252TT

8.5#



Twin Tiger Tip

The Forging process is the reshaping, resizing and continued reduction of grain flow of steel alloy metals under extreme pressures.

J-300 SERIES

HL-1U-3301

9.8#



Short Tip

HL-1U-3302


10.2#



Long Tip

HL-4T-2303

11.8#



Abrasion Tip

HL-1U-3302TT

11.2#



Twin Tiger Tip

H&L® horizontal up-setters uniquely produce desired tooth configurations for all styles of Teeth use in ground engaging applications!

J-350 SERIES

HL-1U-3351


14.3#



Short Tip

HL-1U-3352

15.2#



Long Tip

HL-4T-2353

15.8#



Abrasion Tip

HL-9N-4352

21.0#



Long Tip

HL-9W-2359CLAW

12.2#



Single Tiger Claw Tip

J-450 SERIES

Used with J-450 and J460 Series Adapters

HL-9N-4453

61.0#



Abrasion Tip

HL-9W-1453

32.2#



Heavy Abrasion

HL-9N-4452RPS

42.5#



Rock Penetrating Star

1-800-HL TOOTH

®Is a registered trademark of the respectively named Company.

All manufacturer's names, numbers, symbols and descriptions are used for reference purposes only.

Caterpillar® Style Tooth Products

FORGED in the USA, J-SERIES DIGGING TEETH

J-550 SERIES

HL-9W-8551
36.5#



Short Tip

HL-9W-8552
38.0#



Long Tip

HL-9W-8552T
35.3#



Single Tiger Tip

HL-138-6558
36.0#



Twin Tiger Tip

HL-9N-4552RPS
66.5#




Rock Penetrating Star

HL-9W-1553
52.8#



Abrasion Tip

HL-9J-4559
52.8#



Penetration Tip

J-600 SERIES

HL-7Y-0602
112.0#



Heavy Duty Long Tip

HL-135-9608
78.0#



Twin Tiger Claw Tip

H&L® produces a wide variety of adapters, teeth and retention hardware for Loaders, Excavators and Backhoes.

J-700 SERIES

HL-4T-4703
136.0#



Heavy Abrasion Tip

J-800 SERIES

HL-6I-8802RPS
196.0#



Rock Penetrating Star

At H&L's facility in Tulsa Oklahoma, forging tooth tips are done on horizontal machines known as Up-setters. Under the roof in Tulsa are two-4" up-setter lines that produce small backhoe teeth from under 3 pounds to 10 pounds; parts are shaped in 30-second cycles. Two-6" up-setters produce teeth up to 30 pounds, but also allows the adaptation of the 4" up-setter tools that can result in a maximum one-shift daily production of 3500 plus pieces when fully operational. Ripper teeth are produced on a 7 1/2" up-setter creating teeth up to 100 pounds in size. Large mining teeth are produced on two 9" up-setters that produce parts in excess of two-hundred pounds in many styles. Each forge production line is also equipped with up to six additional supporting units, including induction heaters, vertical presses for part trimming, hole punching and coining operations.

Over two million GET Parts are housed in Tulsa, Oklahoma.

H&L® Tooth is an ISO 9001 CERTIFIED Company

1-800-HL TOOTH

®Is a registered trademark of the respectively named Company.

All manufacturer's names, numbers, symbols and descriptions are used for reference purposes only.

Caterpillar® Style Tooth Products

VALUE-CAST J-SERIES DIGGING TEETH

J-200 SERIES

CX-1U-3202
2.4#



Long Tip

CX-1U-3202T
2.4#



Single Tiger Tip

CX-1U-3202WT
2.9#




Twin Tiger Tip

CX-1U-3202E
3.1#



Rock Penetrator Tip

CX-1U-3202F
3.9#



Flared Tip

CX-1U-3202TR3
3.6#



Triple Tiger®
Trident®

Patented


J-225 SERIES

CX-6Y-3222
6.3#



Long Tip

CX-6Y-3222TL
4.6#



Single Tiger Long


CX-6Y-3222WTL
5.3#



Twin Tiger Long



CX-1U-3252
6.6#



Long Tip

CX-1U-3252T
6.1#



Single Tiger

CX-1U-3252TL
5.7#



Single Tiger Long

CX-1U-3252WT
7.9#



Twin Tiger

Over two million
GET Parts are
housed in Tulsa,
Oklahoma.

J-250 SERIES


CX-1U-3252TR3
9.1#



Triple Tiger®
Trident®


Patented

CX-9J-4259
6.0#



Penetration Tip

CX-3G-3250
8.2#



Flared Tip

CX-1U-3252TVC
8.0#




Single Tiger Centerline

H&L® Tooth is
an ISO 9001
CERTIFIED
Company

J-300 SERIES

CX-1U-3302
10.0#



Long Tip

CX-1U-3302TL
10.0#



Single Tiger Long

CX-1U-3302WTL
11.2#




Twin Tiger Long

CX-9N-4302
19.0#



Heavy Duty Long

CX-9N-4303
15.9#



Heavy Abrasion

CX-4T-2303
14.0#




Heavy Abrasion

CX-107-3300
12.5#



Flared Tip

CX-9J-4309
8.6#



Penetration Tip

CX-1U-3302TR3
13.2#




Triple Tiger®
Trident®

Patented

J-350 SERIES

CX-1U-3352
15.0#



Long Tip

CX-1U-3352TL
14.1#




Single Tiger Long

CX-1U-3352WTL
15.2#



Twin Tiger Long

CX-9N-4352
19.0#



Heavy Duty Long

CX-1U-3352TR3
18.0#



Triple Tiger®
Trident®

Patented

CX-9J-4359
12.4#



Penetration Tip

CX-1U-3352T
14.1#



Single Tiger

CX-1U-3352RC
17.9#



Rock Chisel Tip

CX-1U-3352E
15.4#



Penetrating Tip

CX-107-3350
17.4#



Flared Tip

®Is a registered trademark of the respectively named Company.
All manufacturer's names, numbers, symbols and descriptions are used for reference purposes only.

Caterpillar® Style Tooth Products

VALUE-CAST J-SERIES DIGGING TEETH


J-400 SERIES

CX-7T-3402
20.1#



Long Tip

CX-7T-3402TL
21.2#



Single Tiger Long

CX-7T-3402WTL
23.8#



Twin Tiger Long

CX-8E-4402
24.7#



Heavy Duty Long

CX-1U-3452
24.7#



Long Tip

CX-1U-3452TL
28.7#



Single Tiger Long

CX-1U-3452WTL
33.1#



Twin Tiger Long

CX-1U-3452TR3
30.0#

Patented




Triple Tiger®
Trident®

J-450 SERIES

Used with
J-450 and J-460
Series
Adapters

CX-9W-8452SYL
33.9#




General Purpose Tip

CX-9N-4453
48.5#



Abrasion Tip

CX-9J-8459
22.3#



Penetration Tip

CX-9W-8452
26.0#



Heavy Duty Long

CX-1U-3452RC
31.5#



Rock Chisel Tip

CX-107-3450
31.7#



Flared Tip

J-550 SERIES

CX-9W-8552
40.8#



Long Tip

CX-1U-3552TL
36.2#



Single Tiger Long

CX-1U-3552WTL
40.6#



Twin Tiger Long

CX-9W-8552RC
51.8#




Rock Chisel Tip

CX-6Y-2553
73.4#



Long Tip

CX-9W-8559
36.0#



Penetration Tip

CX-107-3550
59.1#



Flared Tip

J-600 SERIES

CX-6I-6602RC
71.4#



Long Tip

CX-6I-6602TL
71.6#



Single Tiger Long

CX-6I-6602WT
87.3#



Twin Tiger Long


Caterpillar® Style Pin and Retainer Hardware

©H&L Tooth Company 2025


Pin and Retainer Hardware for J-Series and R-Series Connections

Full **FACTORY WARRANTY** ON ALL H&L PRODUCTS.

Meets or exceeds OEM requirements, all dimensions are for reference only.



Retainers may or may not have plastic shells.



Steel Pin

Series	Part Number	OD	Length	Other Part Numbers
J-200	HL-9W-7112	0.433"	2.36"	8E-6208, 1U-4208
J-225	HL-6Y-3228	0.551"	2.64"	132-4762
J-250	HL-9J-2258P	0.551"	3.01"	8E-6258, 132-4763
J-300	HL-9J-2308P	0.551"	3.54"	107-3308, 132-4766
J-350	HL-8E-6358	0.748"	4.13"	9J-2358, 7J-6846, 114-0358
J-400	HL-7T-3408	0.866"	4.61"	116-7408, 8E-6408
J-450	HL-6Y-2527	0.748"	5.24"	4T-1458, 1U-1458
J-460	HL-8E-0468	0.945"	5.24"	114-0468
J-550	HL-6Y-8558	0.984"	6.31"	9W-9026, 9J-4558, 107-3378
J-600	HL-113-9608	1.181"	7.56"	6I-6608, 6I-9608
J-700	HL-9U-9616	1.261"	7.68"	113-4708
J-800	HL-134-1808	1.370"	9.30"	102-0101


Retainer

Series	Part Number	ID	OD	Other Part Numbers
J-200	HL-4T-0001	0.417"	0.91"	8E-6209
J-225	HL-8E-6259	0.535"	1.18"	3G-9609, 149-5733
J-250	HL-8E-6259	0.535"	1.18"	3G-9609, 149-5733
J-300	HL-8E-6259	0.535"	1.18"	3G-9609, 149-5733
J-350	HL-8E-6359	0.728"	1.58"	3G-9549, 7J-6845, 114-0359
J-400	HL-7T-3409	0.846"	1.65"	116-7409, 8E-8409
J-450	HL-8E-6359	0.728"	1.73"	3G-9549, 7J-6845
J-460	HL-8E-8469	0.917"	1.73"	107-3469
J-550	HL-8E-5559	0.964"	2.09"	3G-9559, 7J-9559, 107-8559
J-600	HL-113-9609	1.142"	2.28"	6I-6609, 6I-9609
J-700	HL-4T-4707	1.220"	2.52"	113-4709
J-800	HL-134-1809	1.340"	2.78"	101-2874

Series	Part Number	OD	Length	Other Part Numbers
R-200	HL-9W-7112	0.433"	2.36"	8E-6208, 1U-4208
R-250	HL-9J-2258P	0.551"	3.01"	132-4763
R-300	HL-9W-2678	0.750"	3.38"	136-8308, 9J-2358, 9W-2668
R-350	HL-8E-6358	0.748"	4.13"	9W-2678, 114-0358
R-450	HL-6Y-3394	0.995"	5.00"	6Y-3394 (Bucket Type) 138-6450 (HD)
R-500	HL-6Y-1204	1.260"	5.60"	6Y-3909 (Bucket Type) 6Y-1204 (Impact) 138-6508 (HD)
R-550	HL-9N-4245	1.410"	7.25"	8E-2229 (Bucket Type) 9N-4245 (Impact) 159-0558 (HD)

Series	Part Number	ID	OD	Other Part Numbers
R-200	HL-4T-0001	0.417"	0.91"	8E-6209
R-250	HL-3G-9609	0.535"	1.18"	133-0609
R-300	HL-1U-2405	0.720"	1.50"	114-0359, 7J-6845
R-350	HL-1U-2405	0.720"	1.50"	114-0359, 7J-6845
R-450	HL-8E-4743	0.970"	1.88"	8E-4743 (Bucket Type) 107-8559 (HD)
R-500	HL-6Y-1202	1.240"	2.50"	4T-4707 (Bucket Type) 6Y-1202 (Impact) 113-4709 (HD)
R-550	HL-6Y-1205	1.380"	2.75"	8E-2230 (Bucket Type) 6Y-1205 (Impact) 134-1809 (HD)

Compression Ring Hardware for R-Series Caterpillar® Ripper Shanks



Series	Part Number	OD	Length	Other Part Numbers
R-450	HL-4T-2479	1.000"	4.69"	7J-9600
R-500	HL-3G-0500	1.250"	6.00"	102-9062
R-550				6Y-2443

®Is a registered trademark of the respectively named Company.
All manufacturer's names, numbers, symbols and descriptions are used for reference purposes only.

J-Series Weld-on & Bolt-on Adapter Products

©H&L Tooth Company 2025

J-200 SERIES

HL-119-3204

1.00" Lip
3.5#



Selected Models
416, 426, 428,
436, 438, 446

HL-119-3205

0.75" Lip
3.5#



Selected Models
303, 303.5, 304.5,
304C, 305C

HL-4T-1204

1.00" Lip
4.7#



Selected Models
IT18, 416, 426,
428, 910, 931, 935

HL-8J-7525

1.00" Lip
3.2#



Selected Models
IT12, 416, 426, 428,
910, 931, 935

HL-9J-4207

1.50" Lip
51.0#



Selected Models
IT12, IT14, IT24, IT26,
IT28, 910, 931, 933, 935

J-225 SERIES

HL-6Y-3224

.85" Lip
6.6#



Selected Models
306, 307, 308,
311, 312, 446

H&L® produces a wide variety of adapters, teeth and retention hardware for most Cat® Loaders, Excavators and Backhoes.
Over two million GET Parts are housed in Tulsa, Oklahoma. H&L® Tooth is an ISO 9001 CERTIFIED Company

HL-1U-0257

1.00" Lip
19.1#



Selected Models
IT18, 916, 920, 926,
930, 936, 941, 943,
951, 953

HL-1U-1254


1.50" Lip
16.2#



Selected Models
IT18, 916, 920, 926,
930, 936, 941, 943,
951, 953

HL-3G-0169

1.00" Lip
13.0#



Selected Models
IT18, 916, 920, 926,
930, 936, 941, 943,
951, 953

HL-6Y-3254

1.25" Lip
9.0#



Selected Models
Excavator/Backhoe
Base edge

HL-3G-4258 shown

HL-3G-4259 opposite

1.00" Lip
15.5#

Selected Models
931, 933, 935, 939,
941, 951




HL-6I-9250 shown

HL-6I-9251 opposite

1.00" Lip
29.5#

Selected Models
915, 920, 934, 930,
931, 933, 935, 936,
941, 943, 951



J-250 SERIES

HL-3G-9307

1.00" Lip
29.6#



Selected Models
996C,
Replaces
HL-9W1304



HL-1U-0307

1.00" Lip
24.6#



Selected Models
936, 950, 955B, 944, 955,
Replaces
HL-8J-6656

HL-1U-1304

1.12" Lip
17.7#



Selected Models
235, 936, 950, 955,
963, 966C, 953, 944,
Replaces
HL-8J-9584
HL-9J-4304

HL-3G-5307

1.25" Lip
34.5#



Selected Models
966, 966C,
Replaces
HL-8J-5307

HL-3G-6304

1.25" Lip
20.0#



Selected Model
215,
Replaces
HL-9J-2826

HL-3G-4308 shown

HL-3G-4309 opposite

1.38" Lip
36.2#

Selected Models
950, 955, 960, 963



Replaces
HL-3G-8308
HL-3G-8309

J-300 SERIES

HL-9J-2307

1.25" Lip
29.5#



Selected Models
615, 623, J619, J621

HL-9J-8929

1.12" Lip
18.6#



Selected Models
244, 936, 944, 950,
955, 963, 996C

HL-9W-1304

1.25" Lip
13.2#



Selected Models
215, 219, E180, E200,
EL200, 224, B-Family

HL-4T-4307

1.38" Lip
28.0#



Selected Models
950B, 955, 955L, 963,

HL-8E-5308 shown

HL-8E-5309 opposite

1.38" Lip
39.7#

Selected Models
950, 955, 960,
962, 963



1-800-HL TOOTH

®Is a registered trademark of the respectively named Company.

All manufacturer's names, numbers, symbols and descriptions are used for reference purposes only.

J-Series Weld-on & Bolt-on Adapter Products

J-350 SERIES

HL-1U-1350

1.25" Lip
29.7#



Replaces
HL-9J-4297
Selected Models
224, 966D, 973,
977, 980, 980C

HL-1U-1354

1.25"-1.75" Lip
33.0#



Replaces
HL-9J-4354
Selected Models
245, 966D, 973,
977, 980, 980C

HL-3G-7357

1.25" Lip
47.0#



Selected Model
966C

HL-1U-1358 shown
HL-1U-1359 opposite
1.38" Lip
49.0#



Selected Models
973C, 980

HL-3G-3357

1.62" Lip
41.0#



Selected Models
966, 966D, 970F,
973, 977

HL-3G-1357

1.34" Lip
38.5#



Replaces
HL-9J-2357
Selected Models
966, 966C, 973,
977

HL-3G-8354

1.50" Lip
20.0#



Replaces
HL-8J-4310
Selected Model
225

HL-3G-5358 shown
HL-3G-5359 opposite
1.62" Lip
56.7#



Selected Models
960F, 966D, 966G,
970, 970F, 972G,
973, 977, 977L

HL-1U-1357

1.75" Lip
42.0#



Selected Models
980, 980C

HL-3G-2357

1.88" Lip
51.0#



Replaces
HL-8J-5357
Selected Models
977, 977L, 977K,
980, 980B, 980C

HL-9J-2357

1.25" Lip
40.0#



Replaces
HL-3G-1357
Selected Models
977, 977L, 977K

HL-8E-5358 shown
HL-8E-5359 opposite
1.62" Lip
56.7#



Selected Models
966, 966G, 966H,
970F, 972H, 972G,
973, 977, 977L

J-400 SERIES

HL-6I-6404

1.75" Lip
28.7#



Selected Models
225, 229, 231, 235, E300,
C-Family, D-Family, S-Family

Over two million GET Parts are
housed in Tulsa, Oklahoma.
H&L® Tooth is an ISO 9001
CERTIFIED Company

J-450 SERIES

HL-1U-1454

2.00" Lip
48.0#



Replaces
HL-8J-1454
Selected Models
235, 983, 988

HL-4T-7454

2.00" Lip
50.0#



Selected Models
235, 988

HL-7T-8454

2.00" Lip
50.0#



Replaces
HL-9J-9584
Selected Models
966D, 973, 977, 980, 983, 988

HL-9J-3667

1.75" Lip
64.0#



Replaces
HL-8J-1294
Selected Models
224, 983, 988, 988B

J-460 SERIES

HL-114-0464

2.00" Lip
47.0#



Selected Models
988, 988B, 988F, 988G, 988H

HL-8E-0464

2.00" Lip
46.0#



Selected Models
973, 980, 983, 988

HL-8E-3464

2.00" Lip
43.0#



Selected Models
973, 977, 983, 988

HL-8E-6464

2.00" Lip
43.0#



Selected Models
973, 977, 983, 988

1-800-HL TOOTH

®Is a registered trademark of the respectively named Company.
All manufacturer's names, numbers, symbols and descriptions are used for reference purposes only.

J-Series Weld-on Adapter Products

©H&L Tooth Company 2025

J-550 SERIES


HL-3G-4554
2.50" Lip
78.0#



HL-3G-9494
2.50" Lip
92.0#



HL-4T-7554
2.00" Lip
50.0#



HL-6I-6554
2.38" Lip
77.2#



HL-7J-9554
2.00" Lip
78.0#



**Over two million GET
Parts are housed in Tulsa,
Oklahoma.**

**H&L® Tooth is an ISO
9001 CERTIFIED Company**

J-600 SERIES

HL-6I-6604
3.00" Lip
116.8#




J-700 SERIES

**NONE AVAILABLE
AT THIS TIME...
We have the Teeth!**

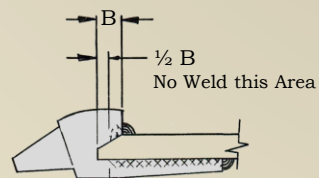
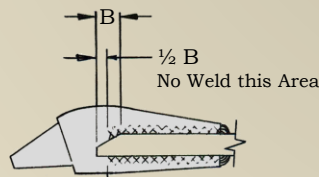
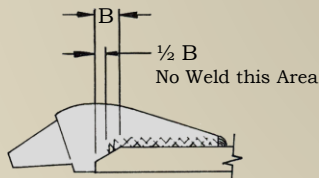
Selected Models
5000-Series, 994 Loaders, 992
Loaders, 990 Loaders, J-Family,
JB-Family, WB2-Family

J-800 SERIES

HL-6I-8804
4.00" Lip
265.0#



Typical Adapter Welding Instructions



H&L® adapters may be attached to products of various material compositions and heat treatments. This information is considered as general in nature, it is recommended that a welding engineer be contacted.

1. Thoroughly clean oil, paint, dirt or rust from the weld areas. Before preheating, allow adapters to be stored at room (70°F) temperature for a minimum of eight hours. Preheat the adapter and adjacent lip material to 400°F.
2. Use 3/16" diameter, type 7018 low hydrogen welding rods. It is recommended that weld be stored in a dry place, possibly baked prior to use in accordance with suppliers instruction to prevent excessive moisture.
3. Start welds at the rear of the adapter and proceed towards the lip blunt and angle of the cutting edge, using multi-pass technique, placing weld beads alternately on each side of the adapter forming a fillet weld.
4. Stop weld bead 1" from the blunt and angle of the cutting edge to prevent excessive stress concentration between adapter and lip. REMOVE any slag build up after each pass of the weld rod.
5. Complete fillet welds such that the horizontal and vertical are approximately .75".
6. Allow all welds to slow cool to room temperatures, 70°F and above.

1-800-HL TOOTH

®Is a registered trademark of the respectively named Company.

All manufacturer's names, numbers, symbols and descriptions are used for reference purposes only.

Caterpillar® Style Scarifiers & Small Rippers

©H&L Tooth Company 2025

H&L produces a wide variety of SCARIFIERS for Caterpillar and Other equipment.

**Heavy Duty
FORGED
HL-6Y-5230**
3.3#



Replaces
2D-5572
HP-55

**Medium Duty
Value-Cast CX-6Y-5230**
3.1#

HL-5-0940
12.0#



Universal
Scarifier
Notches

HL-5B-0947
12.4#



3 Rear
Notches

30°
Nose
Angles

HL-8110
13.0#



2 Front
Notches

45°
Nose
Angles


**FORGED
HL-5K-1459**
1.0#



**Scarifier
Retaining
Pin**

**R-200
SERIES**

HL-8J-5299
15.3#



**UNIFORGED®
HL-1U-3202**
2.4#



Selected Models
No. 3, 931, 933, 939,
D4C, 135H, 120H, D5C

Selected Models

#12, #12G, #14, #112, #120, 12DG, 130G, 140G, #212 and Others

**R-250
SERIES**

**UNIFORGED®
HL-1U-3252**
8.0#




HL-1U-1257
44.0#



Selected Models
943, 953, D3G,
D4G, D5G

**R-300
SERIES**

HL-6Y-0309ST
12.8#
Star Rib
Design



CX-6Y-0309
12.0#



Value-Cast

HL-9J-8913
70.0#



Selected Models
No. 12 & 14, 130,
140, 143H, 16H, 163

HL-9J-6586
63.0#



Selected Models
No. 4, 941, 951,
955, 963

**R-350
SERIES**

HL-6Y-0359ST
26.0#
Star Rib
Design



UNIFORGED®

CX-6Y-0359
26.0#



Value-Cast

HL-9J-8923
122.0#




Selected Models
No. 5 & 6, 973, 977,
16, 24H, D6M, D6N

HL-9J-3139
145.0#




Selected Models
No. 5 & 6, 973, 977,
16, 24H, D6M, D6N

HL-7J-6671
185.0#



Selected Models
983

HL-9J-1642
300.0#



Selected Models
No. 7, D7, D7R

**Over two million GET Parts are housed in Tulsa, Oklahoma.
H&L® Tooth is an ISO 9001 CERTIFIED Company**

®Is a registered trademark of the respectively named Company.
All manufacturer's names, numbers, symbols and descriptions are used for reference purposes only.

Caterpillar® Style Ripper Products

©H&L Tooth Company 2025

“Always use the longest tip that will rip without excessive breakage.”

quote Caterpillar's Handbook of Ripping 2/2000

R-450 FORGED SERIES

R-500 FORGED SERIES

HL-9W-2451

33.0#
Short
Centerline



HL-9W-2452ST

40.0#
Star Rib
Design



Replaces
9W-2452

Unforged
in the USA

Unforged
in the USA

HL-4T-4453

43.0#
Long
Centerline




Replaces
114-0453

Unforged
in the USA

CX-4T-5452H


44.1#
Penetration



Unforged
in the USA

HL-4T-4501

60.0#
Short
Design



Unforged
in the USA

CX-4T-5502

56.1#
Long
Design



CX-4T-5503H

84.2#
Heavy
Design



HL-4T-4502ST

65.0#
Star Rib
Design



Unforged
in the USA

HL-4T-4503

66.0#
Long
Centerline



Unforged
in the USA

“Tip selection is also affected by the abrasiveness of the material. Centerline ripper tips are designed for abrasive applications where increased wear life is a consideration.”

D11 and D10 Ripper Shanks

•One piece ripper shank.

Model	Part Number	Weight*	Width	Depth	Length	Holes	Series
D11 •DR	HL-104-9275♦	2630.0#	4.33"	17.75"	129.62"	3	R-550
D11 •SS	HL-104-9277♦	2180.0#	4.33"	17.75"	107.50"	4	R-550
D11, D10 •MS	HL-3G-6507	1360.0#	3.94"	15.75"	81.31"	2	R-500
D11, D10 •MS	HL-6Y-5616♦	1310.0#	3.94"	15.75"	77.85"	2	R-500
D11 •SS	HL-8E-0467	2180.0#	4.33"	17.75"	107.50"	4	R-550
D11, D10 •MS	HL-8E-8413♦	1310.0#	3.94"	15.75"	77.85"	2	R-500
D10 •SS	HL-118-2140	1650.0#	3.94"	15.75"	98.80"	3	R-500
D10 •SS	HL-1U-4592	1850.0#	3.94"	15.75"	110.62"	4	R-500
D10, D 9 •SS	HL-3G-2088	1240.0#	3.50"	14.00"	91.65"	3	R-500
D10, D11 •MS	HL-3G-6507	1360.0#	3.94"	15.75"	81.31"	2	R-500
D10 •SS	HL-6Y-4679♦	1850.0#	3.94"	15.75"	110.62"	4	R-500
D10, D11 •MS	HL-6Y-5616♦	1310.0#	3.94"	15.75"	77.85"	2	R-500
D10, D 9 •SS	HL-6Y-6138	1240.0#	3.50"	14.00"	91.65"	3	R-500
D10, D 9 •MS	HL-6Y-6141	960.0#	3.50"	14.00"	71.75"	2	R-500
D10 •DR	HL-6Y-6144	1450.0#	3.50"	14.00"	111.20"	3	R-500
D10 •DR	HL-6Y-6147	1580.0#	3.50"	15.00"	111.20"	3	R-500
D10 •MS	HL-7T-5131♦	1310.0#	3.94"	15.75"	77.85"	2	R-500
D10 •SS	HL-8E-8411♦	1400.0#	3.50"	15.00"	98.80"	3	R-500
D10 •MS	HL-8E-8413♦	1310.0#	3.94"	15.75"	77.85"	2	R-500
D10, D 9 •SS	HL-8E-8414	1235.0#	3.50"	14.00"	91.50"	3	R-500
D10, D 9 •MS	HL-8E-8415♦	960.0#	3.50"	14.00"	71.75"	2	R-500
D10 •DR	HL-8E-8417♦	1670.0#	3.50"	15.00"	118.00"	3	R-500
D10 •MS	HL-9J-5954	958.0#	3.50"	14.00"	71.00"	2	R-500
D10 •SS	HL-9W-4426	1240.0#	3.50"	14.00"	91.65"	3	R-500

•SS = Single Shank
•DR = Deep Ripping
•MS = Multi Shank

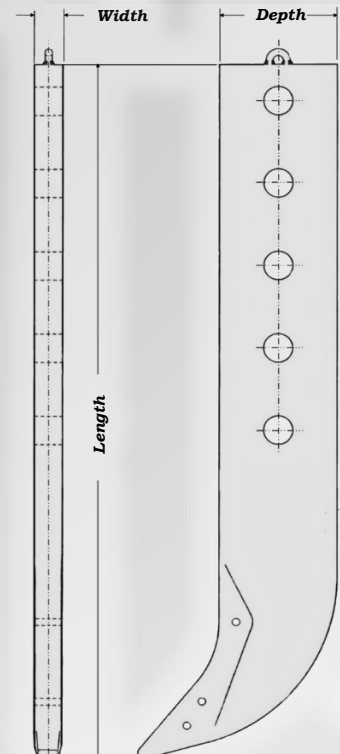
*Weights are an estimation, actual ripper shanks may differ due to steel tolerancing.

Quote Caterpillar® Handbook of Ripping

R-550 SERIES

CX-6Y-3552

95.5#
Intermediate
Penetrator



®Is a registered trademark of the respectively named Company.

All manufacturer's names, numbers, symbols and descriptions are used for reference purposes only.

Caterpillar® Style Ripper Products

D9 and D8 Ripper Shanks

♦One piece ripper shank.

Model	Part Number	Weight*	Width	Depth	Length	Holes	Series
D 9 ♦SS	HL-114-4503B	1235.0#	3.50"	14.00"	90.50"	3	R-500
D 9, D10 ♦SS	HL-3G-2088	1240.0#	3.50"	14.00"	91.65"	3	R-500
D 9 ♦DR	HL-3G-8566	1850.0#	3.94"	15.75"	110.65"	4	R-500
D 9, D 8 ♦DR	HL-4T-8988♦	1330.0#	3.00"	13.00"	108.50"	3	R-450
D 9, D 8 ♦SS	HL-4T-8990♦	770.0#	3.00"	13.00"	63.20"	2	R-450
D 9, D10 ♦SS	HL-6Y-6138	1240.0#	3.50"	14.00"	91.65"	3	5-500
D 9, D10 ♦MS	HL-6Y-6141	960.0#	3.50"	14.00"	71.75"	2	R-500
D 9 ♦DR	HL-7J-1793♦	1435.0#	3.50"	14.00"	106.30"	6	R-450
D 9 ♦MS	HL-7J-1794♦	750.0#	3.00"	13.00"	69.20"	2	R-450
D 9 ♦MS	HL-7J-1795♦	750.0#	3.00"	13.00"	62.20"	2	R-450
D 9 ♦SS	HL-8E-5339♦	1120.0#	3.00"	13.00"	91.80"	3	R-450
D 9, D 8 ♦MS	HL-8E-5346♦	770.0#	3.00"	13.00"	63.40"	2	R-450
D 9, D10 ♦SS	HL-8E-8414♦	1235.0#	3.50"	14.00"	91.50"	3	R-500
D 9, D10 ♦MS	HL-8E-8415♦	960.0#	3.50"	14.00"	71.75"	2	R-500
D 9 ♦SS	HL-9W-6167♦	1120.0#	3.00"	13.00"	91.65"	3	R-450
D 8 ♦DR	HL-4T-0134♦	1120.0#	3.00"	13.00"	96.60"	3	R-450
D 8 ♦SS	HL-4T-0135♦	900.0#	3.00"	13.00"	75.00"	3	R-450
D 8 ♦MS	HL-4T-0136♦	700.0#	3.00"	13.00"	59.50"	2	R-450
D 8 ♦DR	HL-8E-5340♦	1170.0#	3.00"	13.00"	96.60"	3	R-450
D 8, D 9 ♦DR	HL-4T-8988♦	1320.0#	3.00"	13.00"	108.50"	3	R-450
D 8 ♦SS	HL-4T-8989♦	950.0#	3.00"	13.00"	79.35"	3	R-450
D 8, D 9 ♦MS	HL-4T-8990♦	770.0#	3.00"	13.00"	63.20"	2	R-450
D 8, D 9 ♦MS	HL-8E-5346♦	770.0#	3.00"	13.00"	63.40"	2	R-450
D 8 ♦SS	HL-8E-5347♦	965.0#	3.00"	13.00"	79.35"	3	R-450

♦SS = Single Shank
♦DR = Deep Ripping
♦MS = Multi Shank

*Weights are an estimation, actual ripper shanks may differ due to steel tolerancing.

"There are many variable to ripping. Utilization of the proper operator techniques will increase production, maximize ripper tooth life, reduces track wear, and prevent tractor and ripper damage."

Quote Caterpillar® Handbook of Ripping

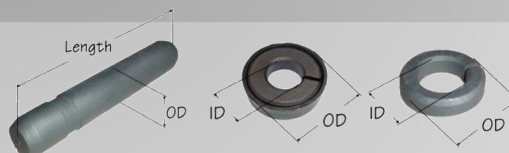


Cat Ripper Style Pins and Retainers

Full **FACTORY WARRANTY** ON ALL H&L PRODUCTS. Meets or exceeds OEM requirements All dimensions are for reference only.


Series	Part Number	OD	Length	Other Part Numbers
R-200	HL-9W-7112	0.433"	2.36"	8E-6208, 1U-4208
R-250	HL-9J-2258P	0.551"	3.01"	132-4763
R-300	HL-9W-2668	0.750"	3.38"	136-8308, 9J-2358, 2W-2668
R-350	HL-8E-6358	0.748"	4.13"	9W-2678, 114-0359
R-450	HL-6Y-3394	0.995"	5.00"	6Y-3394 (Bucket Type) 138-6450 (HD)
R-500	HL-6Y-1204	1.260"	5.60"	6Y-3909 (Bucket Type) 6Y-1204 (Impact) 138-6508 (HD)
R-550	HL-9N-4245	1.410"	7.25"	8E-2229 (Bucket Type) 9N-4245 (Impact) 159-0558 (HD)

Series	Part Number	OD	Length	Other Part Numbers
R-450	HL-4T-2479	1.000"	4.69"	7J-9600
R-450	HL-6J-8811	1.250"	4.50"	
R-500	HL-3G-0500	1.250"	6.00"	102-9062
R-550				6Y-2443



Retainers may or may not have a plastic shell.


Series	Part Number	ID	OD	Other Part Numbers
R-200	HL-4T-0001	0.417"	0.91"	8E-6209
R-250	HL-3G-9609	0.535"	1.18"	133-0699
R-300	HL-1U-2405	0.720"	1.50"	114-0359, 7J-6845
R-350	HL-1U-2405	0.720"	1.50"	114-0359, 7J-6845
R-450	HL-8E-4743	0.970"	1.88"	8E-4749 (Bucket Type) 107-8559 (HD)
R-500	HL-6Y-1202	1.240"	2.50"	4T-4707 (Bucket Type) 6Y-1202 (Impact) 113-4709 (HD)
R-550	HL-6Y-1205	1.380"	2.75"	8E-2230 (Bucket Type) 6Y-1205 (Impact) 134-1809 (HD)



**Compression Ring
Hardware for R-Series
Caterpillar Ripper Shanks!**

Caterpillar® Style Repair and Conversion Noses

©H&L Tooth Company 2025



R-Series Ripper Replacement Nosepieces are not a stocking items, call to check availability.

"1812 CONE STYLE" REPAIR Nosepiece

Cone style nosepieces are not a standard R-Series type repair nose offered or designed by the OEM.

Caution should always be used when replacing the ripper nose angle. Specialty "1812 Cone" Nosepieces were designed & manufactured by H&L® Tooth Company since 1964!

Part Number	Weight	Tooth Series
HLS-CR1	2.8#	R-200
HLS-CR2	9.0#	R-250
HLS-CR3	12.5#	R-300
HLS-CR4	27.0#	R-350
HLS-CR5	38.0#	R-450
HLS-CR6	79.0#	R-500

Nosepiece for R-450 SERIES Ripper Repair or Conversion



Use three HL-4T-2479 Pins and one 6J-8811 Pin

HL-6J-8814 Protector

Used on;
D-9, D-9L
D-8, D-8K,
D8L

HL-4T-9776
41.0#



Use three HL-4T-2479 Pins and one 6J-8811 Pin

HL-6J-8814 Protector

Used on;
D-9, D-9L
D-8, D-8K,
D8L

HL-7J-1791
HL-4T-8315
179.0#



Use three HL-6Y-3394 Pins and HL-8E-4743 Retainers

HL-6J-8814 Protector

Used on;
D-9, D-9L
D-8, D-8K,
D8L

HL-9U-9694
41.0#



Use three HL-6Y-3394 Pins and HL-8E-4743 Retainers

HL-6J-8814 Protector

Used on;
D-9, D-9L
D-8, D-8K,
D8L

HL-8E-8418
179.0#

Nosepiece for R-500 SERIES Ripper Repair or Conversion



Use three HL-6Y-1204 Pins and HL-6Y-1202 Retainers

HL-9W-8365 Protector

Used on;
D-11N,
D-10, D-10T
D9L, D9

HL-103-8115
160.0#



Use three HL-3G-0500 Pins

HL-3G-9594 Protector

Used on;
D-11N,
D-10, D-10T
D9L, D9

HL-103-8115A
160.0#



Use two HL-3G-0500 Pins

HL-1U-3644 Protector

Used on;
D-11N
D-10, D9L

HL-3G-7505
140.0#



Use two HL-3G-0500 Pins

HL-1U-3644 Protector

Used on;
D-11N
D-10, D9L

HL-1U-3630
250.0#

1-800-HL TOOTH

®Is a registered trademark of the respectively named Company.

All manufacturer's names, numbers, symbols and descriptions are used for reference purposes only.

Weld Repair and Conversion of Ripper Shank Noses

©H&L Tooth Company 2025

Nosepiece for R-550 SERIES Ripper Repair or Conversion



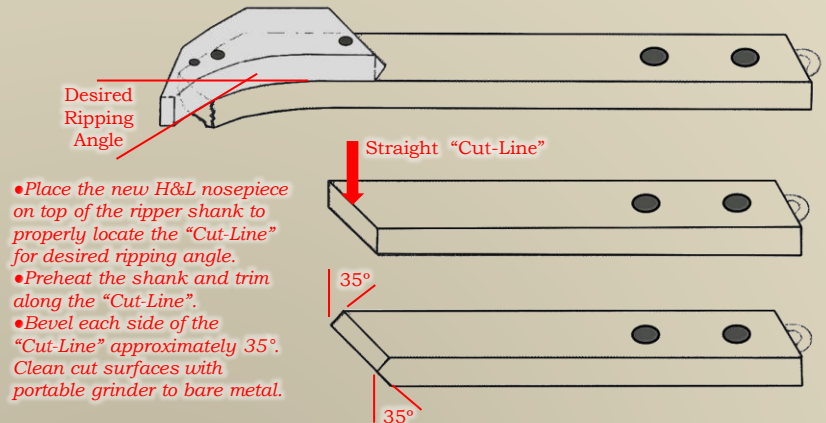
Used on:
D-11N

HL-104-9279
320.0#

R-550-Series Ripper Nosepieces
is not stocking items, call to check
availability.

Broken RIPPER Preparation

Welding instructions for the proper installation of a forged alloy steel repair nosepiece to a broken or conversion ripper shank. Due to the chemical composition and properties of forged alloy nosepiece, please follow these procedures to obtain the best possible result.



RIPPER Repair or Conversion Nosepiece Welding

1. Place the new nosepiece in welding position as shown in (figure 1). Tack weld as illustrated with gap. Use dry .188" or larger electrode type welding rod (A.W.S. Classification (E-7018). **Check Quarter-Shank Nosepiece and broken ripper shank for straightness and alignment.**
2. While maintaining proper heat, apply first sealer bead on one side of the nosepiece and ripper shank, immediately proceeding with the second sealer bead on the opposite side (figure 2).
3. Clean sealer beads on both side between the nosepiece and ripper shank. Begin building up with a weave pattern of weld on successive welds (figure 3). **LET REPAIR OR CONVERSION WELDS COOL SLOWLY.**
4. Use hard-facing style welding rod on the last pass to provide abrasive wear resistance (figure 4). Grind the leading edge and trailing edge of the repair ripper shank until smooth.

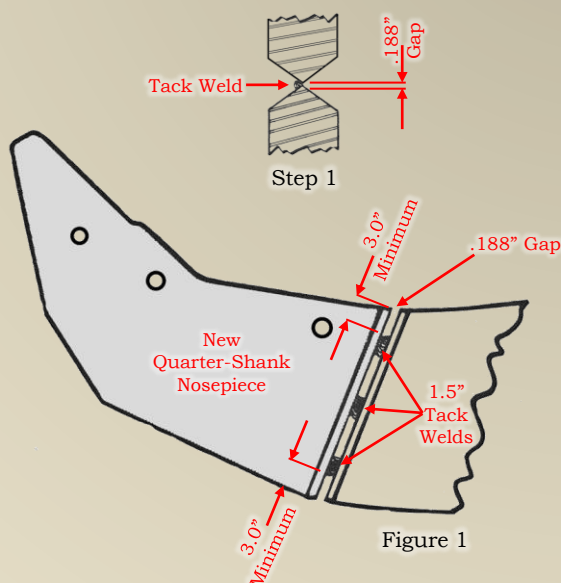
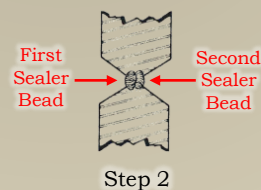
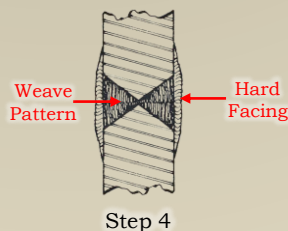


Figure 1



Step 2



Step 4

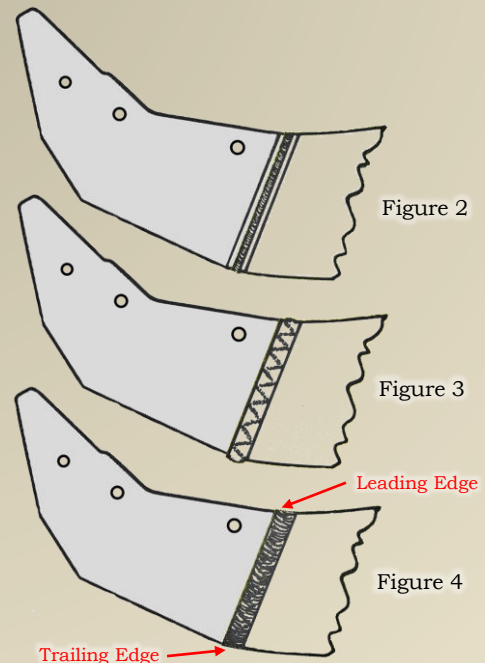


Figure 2

Figure 3

Figure 4

®Is a registered trademark of the respectively named Company.

All manufacturer's names, numbers, symbols and descriptions are used for reference purposes only.

Caterpillar® Style Tooth Products

VALUE-CAST K-SERIES DIGGING TEETH

K-80 SERIES

CX-475-5473
10.8#



General Duty Tooth
replaces 220-9089

CX-475-5471
9.0#




Spike Tooth
replaces 220-9087

CX-475-5472
11.0#




Double Spike Tooth
replaces 220-9088

CX-475-5475
19.6#



Heavy Penetration
replaces 222-1081

CX-475-5469
9.5#



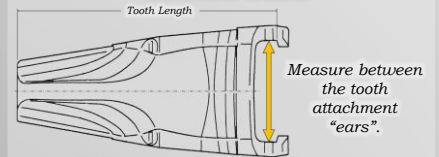
Penetration Tooth
replaces 220-9082

CX-475-5474
12.3#



Wide Flared
replaces 222-1080

Identifying K-SERIES tooth size



Series	Measurement
K-80	80mm/3.14"
K-90	90mm/3.54"
K-100	100mm/3.94"
K-130	130mm/5.12"
K-150	150mm/5.90"


K-90 SERIES

CX-475-5484
13.9#




General Duty Tooth
replaces 220-9099

CX-475-5483
12.6#



Spike Tooth
replaces 220-9097

CX-475-5491
16.5#



Double Spike Tooth
replaces 309-1098

CX-475-5481
11.9#



Penetration Tooth
replaces 220-9092


CX-475-5485
19.4#



Wide Flared
replaces 222-1090

K-100 SERIES

CX-475-5497
20.1#



General Duty Tooth
replaces 220-9109

CX-475-5495
18.7#




Spike Tooth
replaces 220-9107

CX-475-5496
23.2#



Double Spike Tooth
replaces 220-9108

CX-475-5493
17.9#



Penetration Tooth
replaces 220-9102

CX-475-5498
26.0#



Wide Flared
replaces 223-8100

K-110 SERIES

CX-467-9824
26.0#



General Duty Tooth
replaces 286-2117

CX-470-7972
24.9#



Spike Tooth
replaces 286-2115

CX-467-9822
23.2#



Penetration Tooth
replaces 286-2113

CX-470-7986
33.5#



Wide Flared
replaces 286-2111

1-800-HL TOOTH

®Is a registered trademark of the respectively named Company.

All manufacturer's names, numbers, symbols and descriptions are used for reference purposes only.

Caterpillar® Style Tooth Products

VALUE-CAST K-SERIES DIGGING TEETH

K-130 SERIES

CX-470-7978
0.0#



General Duty Tooth
replaces 220-9139

CX-470-7976
0.0#



Spike Tooth
replaces 220-9137

CX-470-7977
0.0#



Double Spike Tooth
replaces 220-9138

CX-467-9813
0.0#



Penetration Tooth
replaces 220-9132

K-150 SERIES

CX-470-7973
53.9#



Double Spike Tooth
replaces 229-7158

Best use of K-Series Tooth Designs!

General Duty Tooth Design:

- Recommended for all general applications. Moderate impact and abrasive conditions.
- Good penetration, self-sharpening.

Spike Tooth Design:

- Maximum penetration, especially in cohesive abrasion.
- Additional material for chanced wear life.
- Top and bottom rib for self-sharpening.

Double Spike Tooth Design:

- For hard-to-penetrate, excellent fracturing of hard materials.
- Additional penetration and self-sharpening.
- Used on bucket corners positions with Spike teeth.
- Both Double and single Spike have same tooth length.

Heavy Penetration Tooth Design:

- Recommended for high abrasive and impact condition, especially with shot rock.
- Excellent penetration and wear material with self-sharpening feature.

Penetration Tooth Design:

- Designed for hard-to-penetrate, moderate impact with lower abrasion.
- Very good penetration.
- Top rib, bottom cavity for self-sharpening.

Wide Flared Tooth Design:

- Designed for easy-to-penetrate trenching applications.
- Requires LOW impact conditions.
- Creates smooth floor trenches pipe laying ease.

Steel Pin Hardware for K-Series Tooth Connections

**K-80,
K-90,
K-100**

HL-220-9090
0.3#



Steel Pin Keeper

K-110

HL-286-2110
0.5#



Steel Pin Keeper

K-130

HL-220-9130
0.7#



Steel Pin Keeper

1-800-HL TOOTH

®Is a registered trademark of the respectively named Company.

All manufacturer's names, numbers, symbols and descriptions are used for reference purposes only.

Caterpillar® Style VRS-50 Series

©H&L Tooth Company 2025

H&L® Introduces the “VRS-50 Vertical Retention Systems” for Caterpillar® Models 303/304 and 305 Mini Hydraulic Excavators.

Cobra Teeth and Adapters are interchangeable with Cat® Parabolic® 156 Series.

H&L® offers the ONLY unforged® VRS-50 tooth in the World!

Bucket Groups 255-3405, 255-3398, 255-3392, 252-2623, 252-2600, 252-1616

Bucket Assemblies 255-3406, 255-3399, 255-3393, 252-2624, 252-2601, 252-2617



Caterpillar® PSK, page 127

303 CR/303C CR/303.5C CR Bucket Components (Cont'd.)
Excavators

Bucket Group	255-3405	255-3398	255-3392	252-2623	252-2600	252-1616
Bucket Assembly	255-3406	255-3399	255-3393	252-2624	252-2601	252-2617
Tip Options						
VRS 50 Long	(3) 238-3202	(3) 238-3202	(4) 238-3202	(5) 238-3202	(5) 238-3202	(5) 238-3202
VRS 50 Penetration	(3) 238-3206	(3) 238-3206	(4) 238-3206	(5) 238-3206	(5) 238-3206	(5) 238-3206
VRS 50 Twin Sharp	(3) 238-3207	(3) 238-3207	(4) 238-3207	(5) 238-3207	(5) 238-3207	(5) 238-3207
VRS 50 Sharp	(3) 238-3209	(3) 238-3209	(4) 238-3209	(5) 238-3209	(5) 238-3209	(5) 238-3209
Retention Pin	(3) 238-3200	(3) 238-3200	(4) 238-3200	(5) 238-3200	(5) 238-3200	(5) 238-3200
Sidewater (LR)	252-2611/2	252-2611/2	252-2611/2	252-2611/2	252-2611/2	252-2611/2
Bolt	(3) 4F-3656	(3) 4F-3656	(3) 4F-3656	(3) 4F-3656	(3) 4F-3656	(3) 4F-3656
Nut	(3) 4K-0367	(3) 4K-0367	(3) 4K-0367	(3) 4K-0367	(3) 4K-0367	(3) 4K-0367

303 CR/303C CR/303.5C CR Bucket Components — Continued

Bucket Group	303-1324	303-1325	303-1326	303-1327	303-1328	303-1329
Bucket Assembly	303-1324	303-1325	303-1326	303-1327	303-1328	303-1329
Tip - inches	12"	16"	18"	20"	24"	30"
Tip - mm	305	405	457	510	610	762
Edge	HD	HD	HD	HD	HD	HD
er of Teeth	306-5658	290-2943	290-2944	290-2945	290-2946	303-1308
In Adapter	3	3	4	5	5	5
ap						
mm)	(3) 119-3205	(3) 119-3205	(3) 119-3205	(3) 119-3205	(3) 119-3205	(3) 119-3205
(LR)	252-2611/2	252-2611/2	252-2611/2	252-2611/2	252-2611/2	252-2611/2
HD — Heavy Duty	(3) 4F-3656	(3) 4F-3656	(3) 4F-3656	(3) 4F-3656	(3) 4F-3656	(3) 4F-3656
	(3) 4K-0367	(3) 4K-0367	(3) 4K-0367	(3) 4K-0367	(3) 4K-0367	(3) 4K-0367

COMPONENTS	171-2759	191-7460	187-8812	171-2761	191-7461	187-8813
171-2759	171-2759	191-7460	187-8812	171-2761	191-7461	187-8813
12"	12"	12"	12"	12"	12"	12"
305	305	305	305	305	305	305
DIG	DIG	DIG	DIG	DIG	DIG	DIG
Teeth	174-2141	191-7196	174-2152	191-7201	174-2152	191-7201
	3	3	3	3	3	3




C-156LPN
Long Spiral Pin
Replaces 238-3200

C-230X156 Adapter
3.7#



.75" Lip
Replaces 238-8204

C-835X156 Adapter
3.5#



1.00" Max Lip
Optional Adapter

C-550X156 Adapter
4.8#



1.00" Lip
Optional Adapter

®Is a registered trademark of the respectively named Company.

All manufacturer's names, numbers, symbols and descriptions are used for reference purposes only.

Cat® Offered H&L® Original 230-Series

©H&L Tooth Company 2025

HERE'S AN ORIGINAL TIP!

"Give your mixed fleet the rugged durability of **FORGED** teeth",
H&L® Teeth since 1931...and still **Made in the USA!**



H&L® ORIGINAL Flexpin®




H&L® ORIGINAL Adapters


2740-ZW-23 Adapter



D-834-23 Adapter



L-4107-AAW-23 Adapter



NEW Patented 230TR3 Tip



1-800-HL TOOTH

®Is a registered trademark of the respectively named Company.
All manufacturer's names, numbers, symbols and descriptions are used for reference purposes only.

H&L® Quality Uniteeth!

©H&L Tooth Company 2025



Fits all Caterpillar® Mini-Excavator, Backhoe and Loaders requiring the bolt-on 132-4720 or 9W-1879 Unitooth.

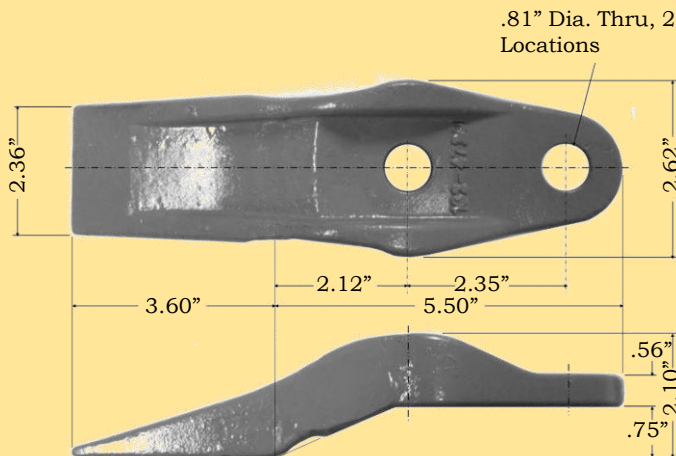
Fits Cat® Model:

*Loaders
902, 906 and 908*

**Top Mounted
“1B” style
Unitooth**



Bolt-on Unitooth; Use in general applications where breakage is not a problem. No adapter required



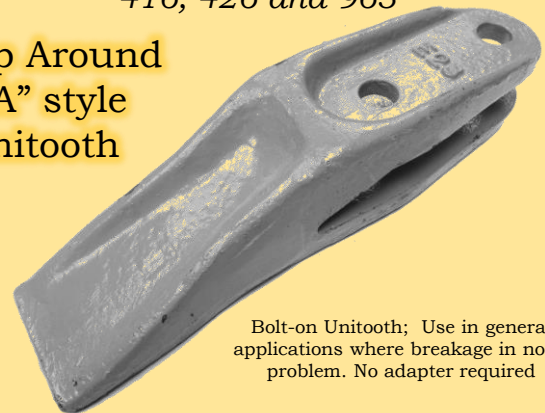
HL-132-4720 Unitooth

H&L® Uniteeth are specifically designed for Caterpillar application and meets or exceeds OEM specifications. Uniteeth and adapters with replaceable teeth are excellent for assisting in loading hard dirt, gravel and sand; making it a perfect asset for your ground-engaging machine. Our heavy-duty Uniteeth are made from Chrom-Moly-Nickel grade steels, heat-treated and tempered to supply maximum **GET** strength and hardness.

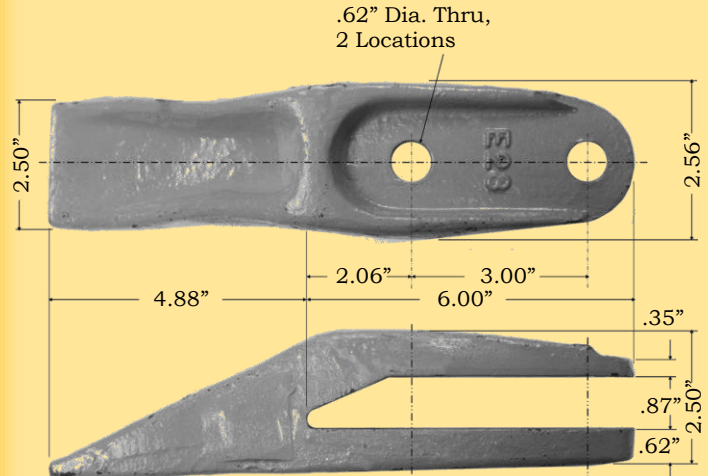
Fits Cat® Model:

*Loaders
416, 426 and 963*

**Wrap Around
“1A” style
Unitooth**



Bolt-on Unitooth; Use in general applications where breakage is not a problem. No adapter required



HL-9W-1879 Unitooth

Other Part Number E28

H&L® Uniteeth are specifically designed for Caterpillar application and meets or exceeds OEM specifications. Uniteeth and adapters with replaceable teeth are excellent for assisting in loading hard dirt, gravel and sand; making it a perfect asset for your ground-engaging machine. Our heavy-duty Uniteeth are made from Chrom-Moly-Nickel grade steels, heat-treated and tempered to supply maximum **GET** strength and hardness.

1-800-HL TOOTH

®Is a registered trademark of the respectively named Company.

All manufacturer's names, numbers, symbols and descriptions are used for reference purposes only.

Replace Your Cat Uniteeth

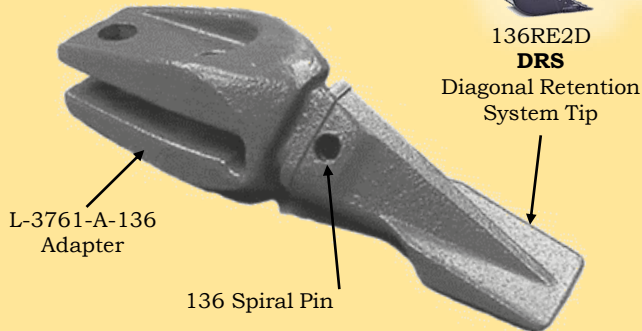
H&L® Two-Part 136 Assembly and Unitooth Systems!

©H&L Tooth Company 2025

Fits all Caterpillar® Excavator and Backhoe Loaders models using bolt-on 138-6410 Unitooth.

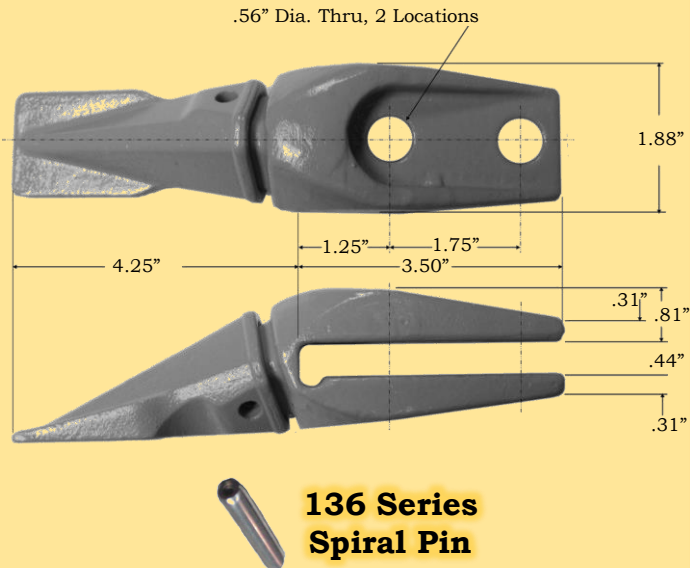
Fits Cat® Model:

Excavators 301.5, 301.6, 302.5 and 303.5



136 Series tips are "Value-Cast" reversible dual purpose designed for loaders or excavators

REPLACEABLE TIPS AT A FRACTION OF THE COST OF A UNITOOTH!



L-3761-A-136RE2D ASSEMBLY

2.8# / 1.27 kgs

Fits all Caterpillar® Excavator and Backhoe Loaders models using bolt-on 138-6410 Unitooth.

Fits Cat® Model:

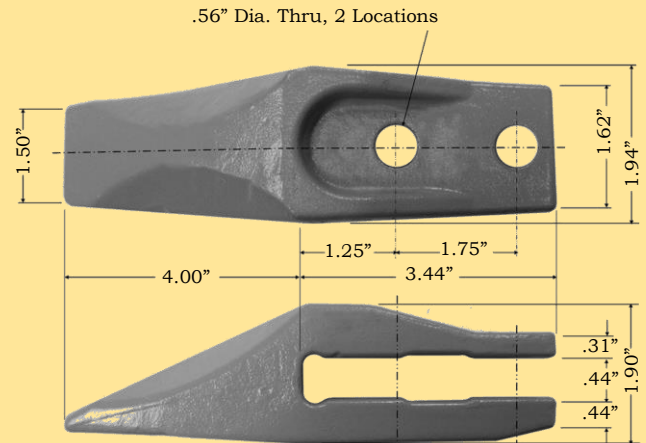
Excavators 301.5, 301.6, 302.5 and 303.5



Bolt-on Unitooth; Use in general applications where breakage is not a problem. No adapter required

HL-138-6410 Uniteeth are "Value-Cast" and designed and hardness checked to meet or exceed OEM standards!

Wrap Around "1A" style Unitooth



138-6410 UNITOOTH

2.3# / 1.04 kgs

H&L® Uniteeth are specifically designed for Caterpillar application and meets or exceeds OEM specifications. Uniteeth and adapters with replaceable teeth are excellent for assisting in loading hard dirt, gravel and sand; making it a perfect asset for your ground-engaging machine. Our heavy-duty Uniteeth are made from Chrom-Moly-Nickel grade steels, heat-treated and tempered to supply maximum **GET** strength and hardness.

1-800-HL TOOTH

®Is a registered trademark of the respectively named Company.

All manufacturer's names, numbers, symbols and descriptions are used for reference purposes only.

Replace Your Cat Uniteeth


H&L® Two-Part 186 Series Assembly!

©H&L Tooth Company 2025


Fits all Caterpillar® Excavator and Backhoe Loaders models using bolt-on 135-9390 Unitooth.

Fits Cat® Model:

Excavators 301.5, 301.6 and 301.8



186 Series replaceable tips are "Value-Cast" reversible dual purpose designed for loaders or excavators!



L-3760-A-186RE2D ASSEMBLY

6.8#/3.08 kgs

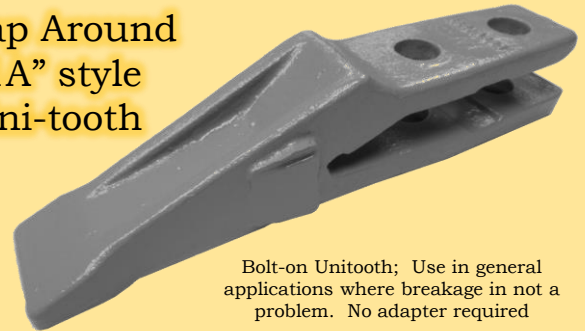
**REPLACEABLE TIPS AT A FRACTION
OF THE COST OF A UNITOOTH!**

Fits all Caterpillar® Excavator and Backhoe Loaders models using bolt-on 135-9390 Unitooth.

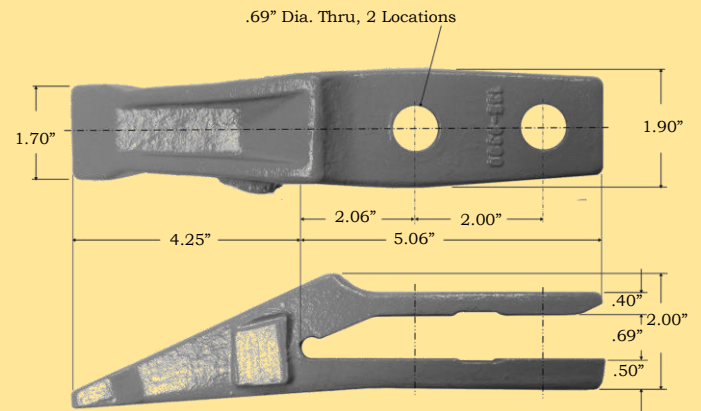
Fits Cat® Model:

Excavators 301.5, 301.6 and 301.8

**Wrap Around
"1A" style
Uni-tooth**



HL-135-9390 Uniteeth are "Value-Cast" and designed and hardness checked to meet or exceed OEM standards!



135-9390 UNITOOTH

4.0#/1.82 kgs

H&L® Uniteeth are specifically designed for Caterpillar application and meets or exceeds OEM specifications. Uniteeth and adapters with replaceable teeth are excellent for assisting in loading hard dirt, gravel and sand; making it a perfect asset for your ground-engaging machine. Our heavy-duty Uniteeth are made from Chrom-Moly-Nickel grade steels, heat-treated and tempered to supply maximum **GET** strength and hardness.

1-800-HL TOOTH

®Is a registered trademark of the respectively named Company.

All manufacturer's names, numbers, symbols and descriptions are used for reference purposes only.

Replace Your 135-8203 Uniteeth


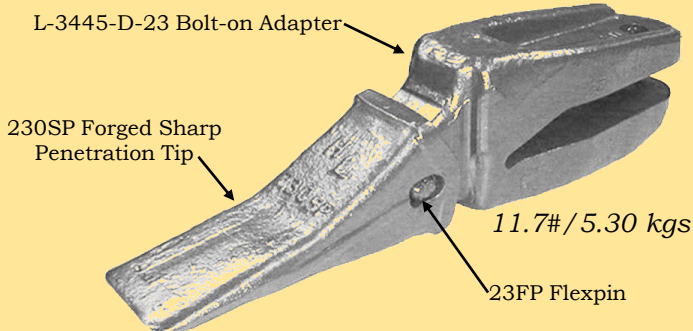
H&L® Two-Part 230 Series Adapter System!

©H&L Tooth Company 2025

Fits all Caterpillar® Excavator and Backhoe Loaders models using bolt-on 135-8203 Unitooth.

Fits Cat® Model:

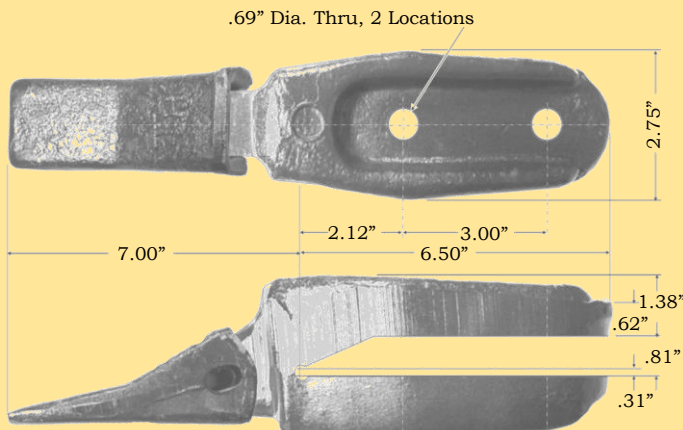
Excavators 304.5;
Backhoe-Loader 416, 420, 422, 424, 426, 428, 430, 432,
434, 436, 438, 442 and 444!



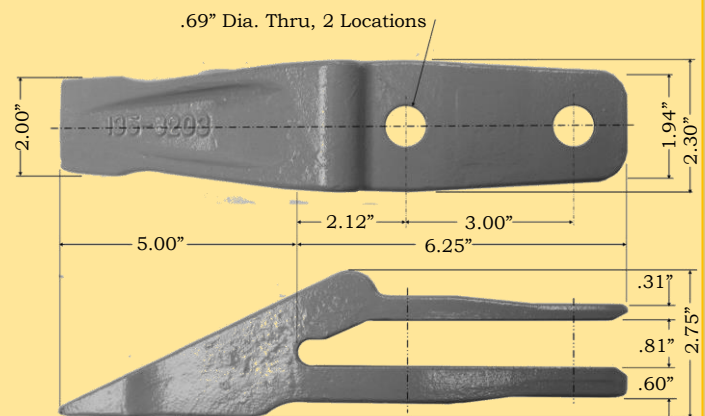
H&L® has the LARGEST 230 Series Backhoe Tooth offering in the World!

Tips Forged in the USA, "Value-Cast", Lip Saving Teeth, Triple Tiger® Trident®, Stars, Fangs, Flared, Single and Twin Tigers

H&L's HL-135-8203 re-engineered bolt-on Unitooth replacements. Wrap Around "1A" style Unitooth



L-3445-D-230SP ASSEMBLY



HL-135-8203 UNITOOTH

23 SERIES Flexpins®

23FP

"The Original" Flexpin®

230DFP

Longer Flexpin®

23DLFP

Dual Locking Flexpin®



H&L® Uniteeth are specifically designed for Caterpillar application and meets or exceeds OEM specifications. Uniteeth and adapters with replaceable teeth are excellent for assisting in loading hard dirt, gravel and sand; making it a perfect asset for your ground-engaging machine. Our heavy-duty Uniteeth are made from Chrom-Moly-Nickel grade steels, heat-treated and tempered to supply maximum **GET** strength and hardness.

1-800-HL TOOTH

®Is a registered trademark of the respectively named Company.
All manufacturer's names, numbers, symbols and descriptions are used for reference purposes only.

H&L® GET Products... Notes

©H&L Tooth Company 2025

Comments

1-800-HL TOOTH

®Is a registered trademark of the respectively named Company.

All manufacturer’s names, numbers, symbols and descriptions are used for reference purposes only.

H&L® GET Products... Notes

©H&L Tooth Company 2025

Comments

Other Product Catalogs

H&L® Original Style Products: Catalog #209.2024

H&L® Cobra Line Products: Catalog #211.2024

H&L® Hensley® Style Products: Catalog #212.2024

H&L® Bobcat®, Komatsu® and Other Style Products: Catalog #213.2024

H&L® Whisler Mining & Ripper Products: Catalog #214.2023

H&L® Original 230-Series Products: Catalog #215.2024

H&L® Raw Steel Billet Ends: Catalog #223.2023

H&L® Original Fabricated Tooth Products: Catalog #242.2024

1-800-HL TOOTH

®Is a registered trademark of the respectively named Company.

All manufacturer's names, numbers, symbols and descriptions are used for reference purposes only.

H&L® FACTORY WARRANTY!

The H&L® Tooth Company warrants all H&L® Products against defects in material and workmanship.

Tulsa Oklahoma's 200,000 square foot manufacturing home includes forging, fabrication, and heat treating facilities, and serves as our central distribution complex.



Tulsa FORGE LINE consists of multiple 4"- 6"- 7 ½"- 9" National Upsetters, 1000, 1300, 2000 Ton National MaxiPres that will produce GET Products from 2 pounds to 2000 pounds.



Over two million GET parts in our Shipping Department in Tulsa, Oklahoma.
H&L Tooth is an ISO 9001 CERTIFIED Company.

**Patented
Auto-Welders**

H&L® Tooth Company Quality Policy

H&L® Tooth commits to meeting or exceeding internal and external customer requirements in its manufacturing and processing of ground engaging tools. This will be achieved by continually improving the effectiveness of our quality system through the establishment and tracking of quality objectives, identifying opportunities for improvements, and teamwork among our employees, customers and vendors.

1-800-HLTOOTH

www.hltooth.com